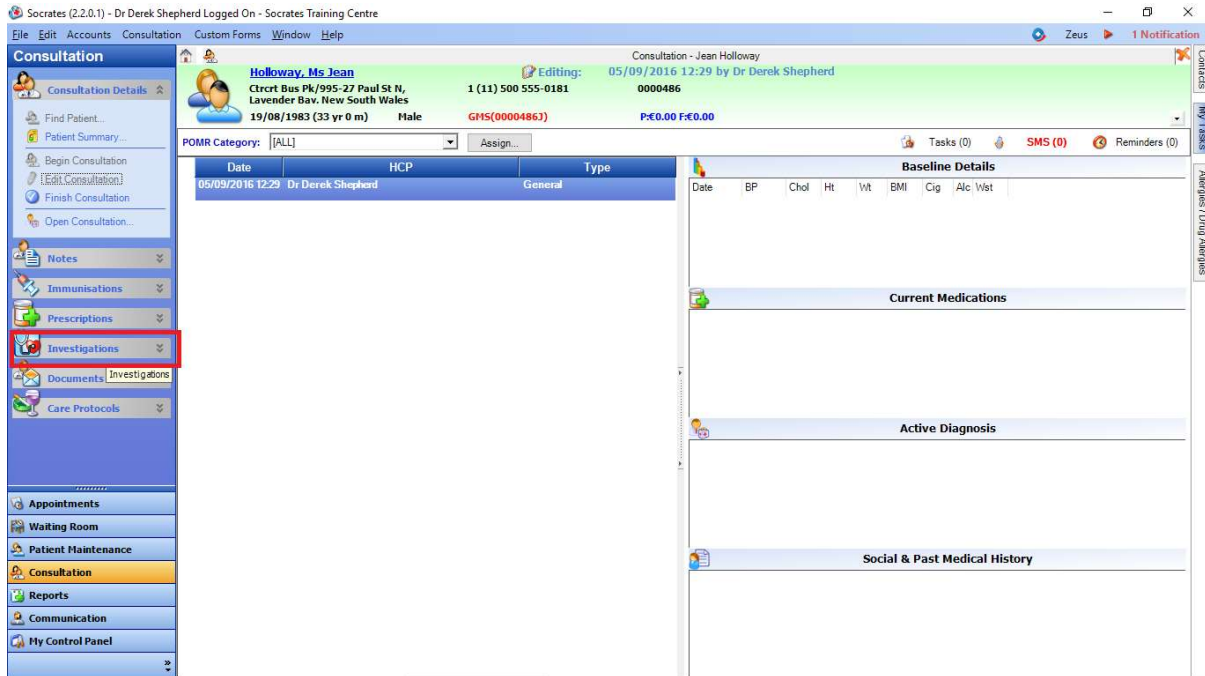


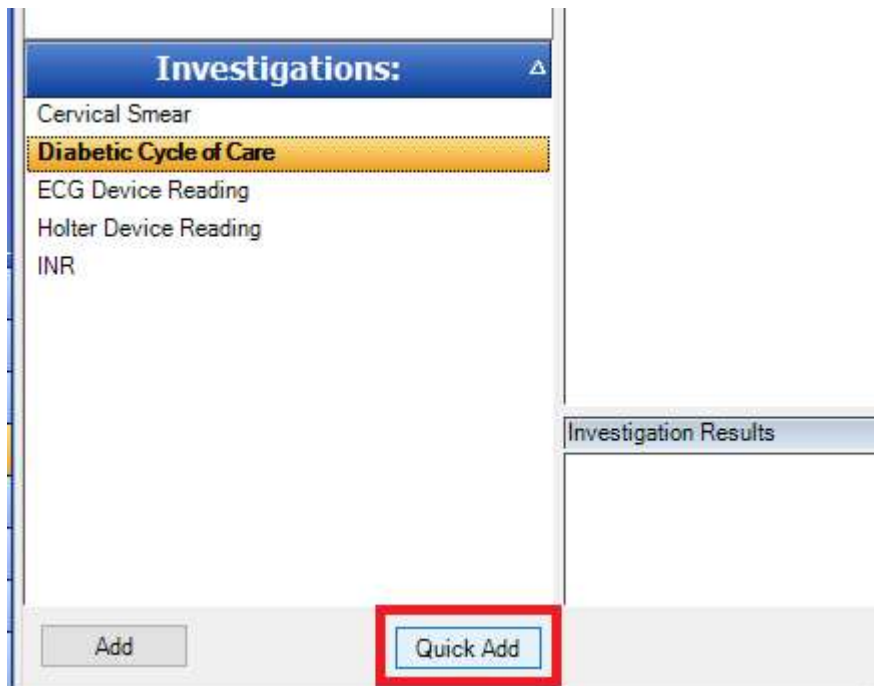
Add an Investigation in Socrates

When in a consultation in Socrates

1. Click on Investigations



2. Select the investigation you wish to add and Click on “Quick Add”



3. Double Click on the investigation you have just added and fill in the relevant data

Local Item	Result	Unit	Range
Patient GMS Number	0000486J		
HbA1C	54.5	mmol/mol	0-53
Lipids (total Cholesterol and LDL)		mmol/l	0-4.5
LDLc Target		mmol/l	0-2.6
HDLc Target		mmol/l	0-1.2
Renal Function - Creatine			
Renal Function - ACR			
If ACR not available, test for Microalbuminuria		+ve or -ve	
Patients Lifestyle Issues Identified - Alcohol		▼	
Patients Lifestyle Issues Identified - Smoking		▼	
Patients Lifestyle Issues Identified - Exercise		▼	
Patients Lifestyle Issues Identified - Weight		▼	
Patients Lifestyle Issues Identified - None		▼	
Was intervention offered		▼	
Reviewed patient's medication during both visits		▼	
Provision of symptomatic foot review and referral		▼	
Referral made		▼	
National Retinopathy Screening Programme		▼	
If No, Patient referred to this programme		▼	
Patient's height in metres		metre	

Annual Review: (First Scheduled Visit)

Abnormal Unit Low 0 High 0

Cancel Test Awaiting In Review Follow-up Complete

Note: It is important to record items within the investigation that have date fields as these are used later when reporting. **Examples:** Recall date, Review date, follow-up, etc.

Patient's Weight in Kgs		Kgs	
BMI			
If BMI over 25 has brief intervention been given		▼	
Patients Blood Pressure Systolic reading			120-139
Patients Blood Pressure Diastolic reading			0-80
Reviewed immunisation status		▼	
Provided HSE patient education literature		▼	
Annual Review	05/09/2017	▼	
Follow Up Visit	05/09/2017	▼	
Is the patient continuing on the Cycle of Care		▼	
If no give reason			

Click **“Complete”** to save the investigation with the data entered.

Click **“In Review”** to leave the investigation incomplete to allow the addition of data at a later time.

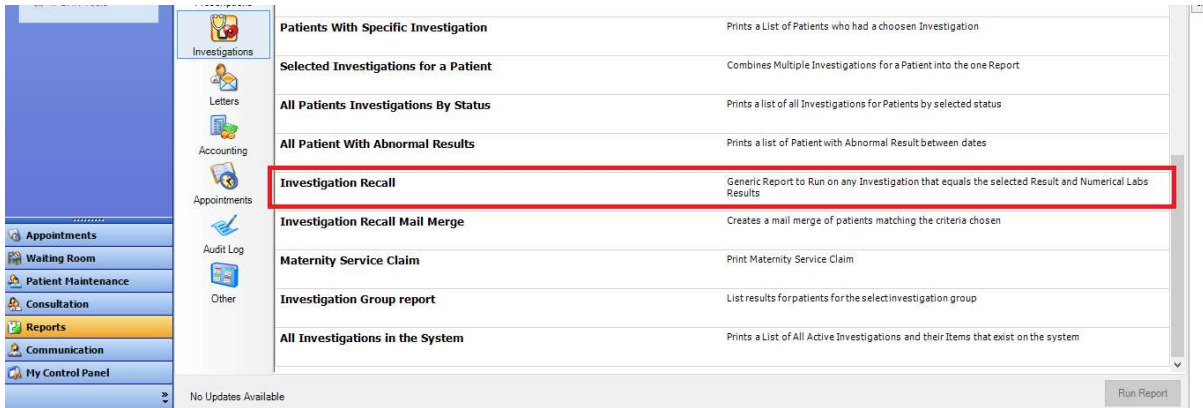
Click **“Cancel Test”** to remove the investigation from the patient file

Cancel Test Awaiting In Review Follow-up Complete

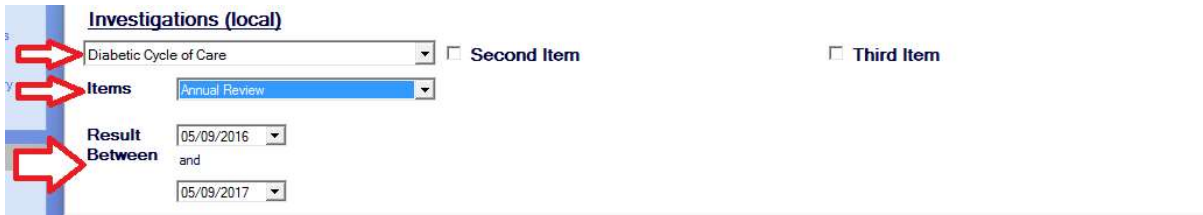
Note: Items recorded in the investigation which are outside the range of values permitted are automatically highlighted in red to indicate abnormalities. One item with an abnormality deems the entire investigation as abnormal.

Reporting on Investigations

1. Click Reports
2. Click investigations
3. Click Investigation Recall



4. Select the investigation you wish to recall on



5. Select the item (Annual Review) and the date range to recall for: **Example:** Set date between now and 12 months' time to generate a report of all patients with a review date of 12 months.

Below is a Sample of a Report generated from the search criteria entered.

Socrates Training Centre						
Protek House Finisklin Business Park						
Sligo						
Tel No. 071 91 93600 Fax No. 071 91 60388						
Printed: 05/09/2016 13:20:15						
Pages: 1						
Patients 2						
<u>Investigations</u>						
Holloway, Jean	19/08/1983	Male	Ctrcrt Bus Pk/995-27 Paul St N, Lavender Bay, GMS New South Wales,		Colin O'Connor	
	Annual Review	05/09/2017		local		05/09/2016
Johnson, Ashley	16/09/1976	Male	3628 Mt. McKinley Ct., National City, California, Doctor Visit Card		Dr. Gary Black	
	Annual Review	16/01/2017		local		15/03/2016